SID 1 Report

(22/4/2021 through 22/4/2021)

Brenchley Road (Incoming) Battery 1 (Charge remaining)

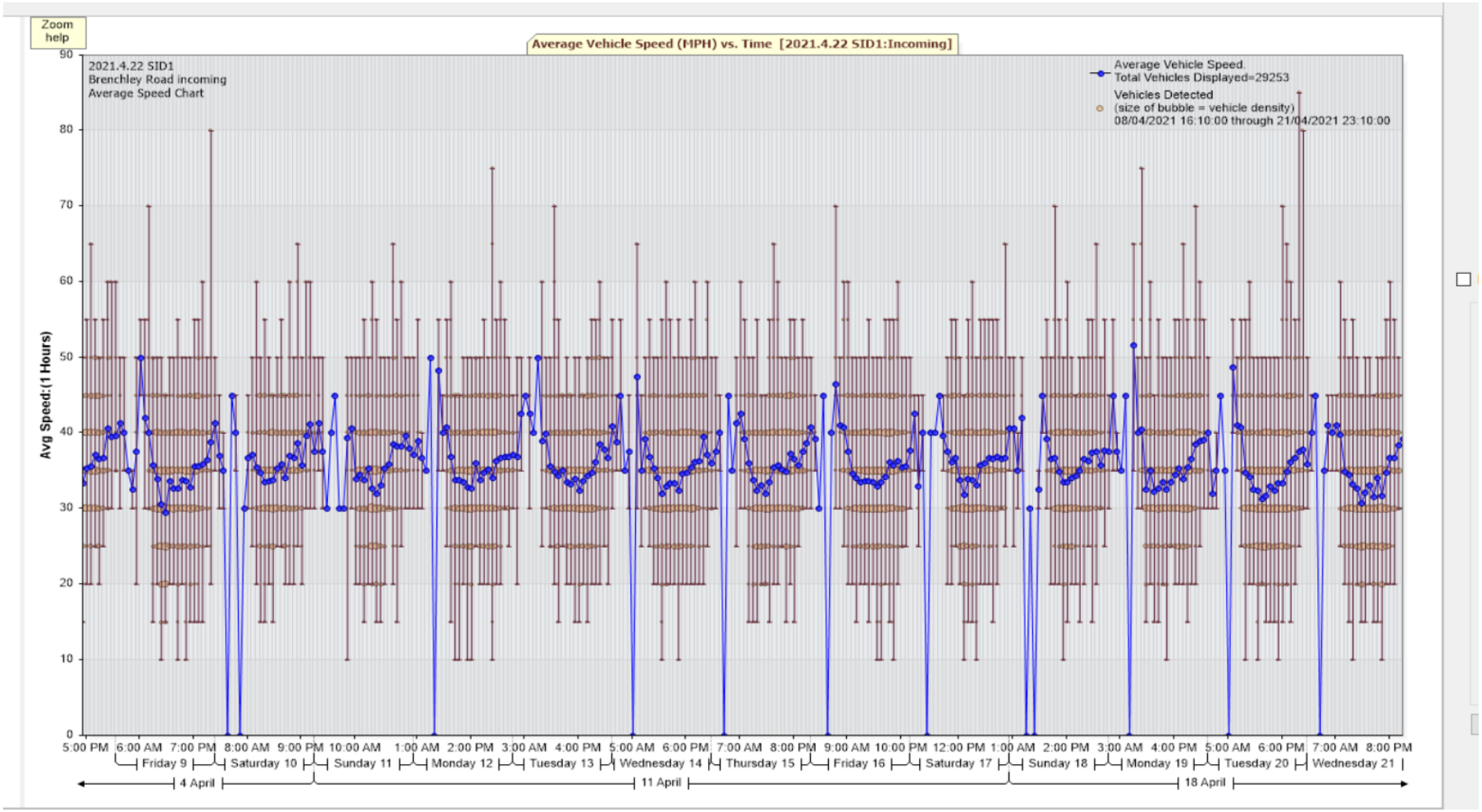

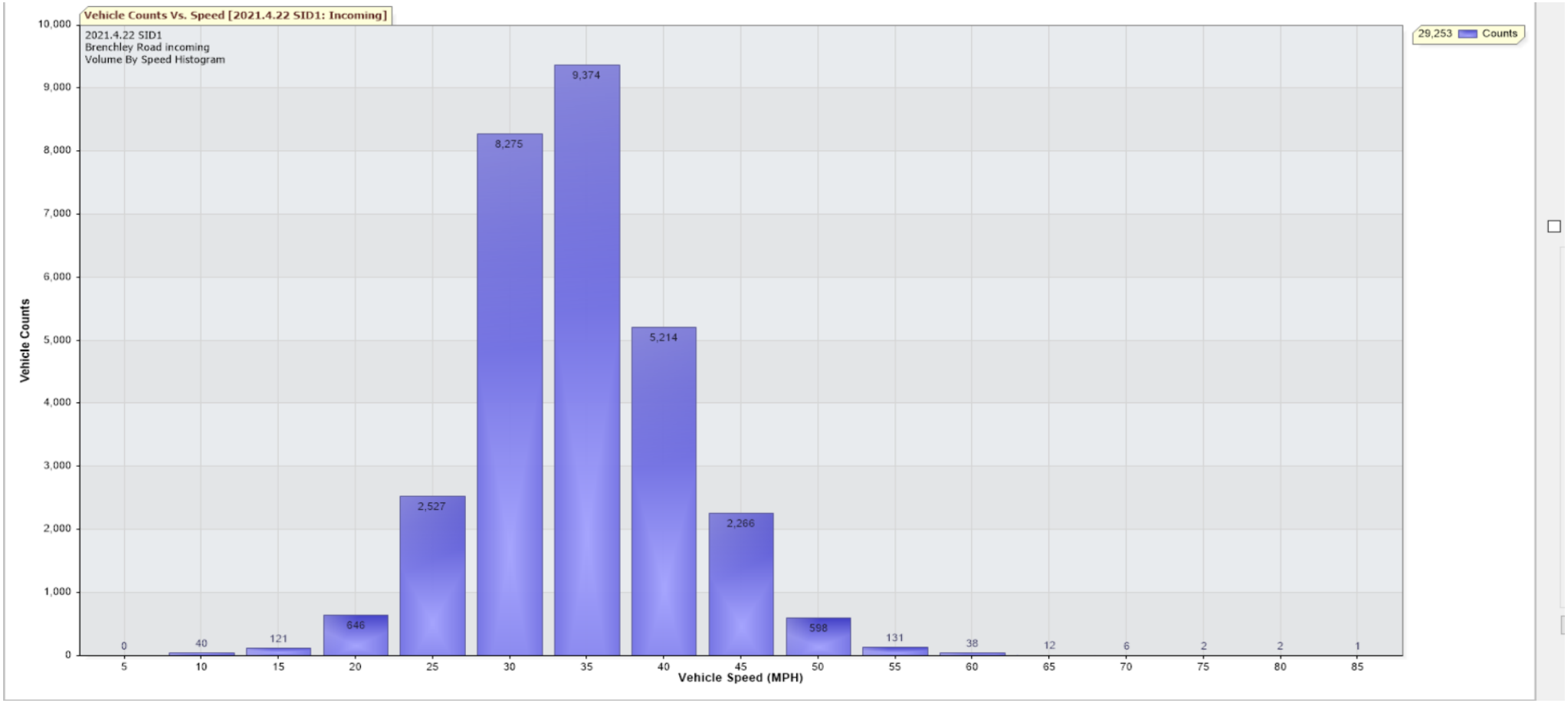
Vehicle Counts Vs. Speed [2021.4.22 SID1: Incoming]
2021.4.22 SID1
Brenchley Road incoming
Volume By Speed Histogram
29,253 Counts
Vehicle Counts
10,000
9,000
8,000
7,000
6,000
5,000
4,000
3,000
2,000
1,000
0
0
40
121
646
2,527
8,275
9,374
5,214
2,266
598
131
38
12
6
2
2
1
5
10
15
20
25
30
35
40
45
50
55
60
65
70
75
80
85
Vehicle Speed (MPH)

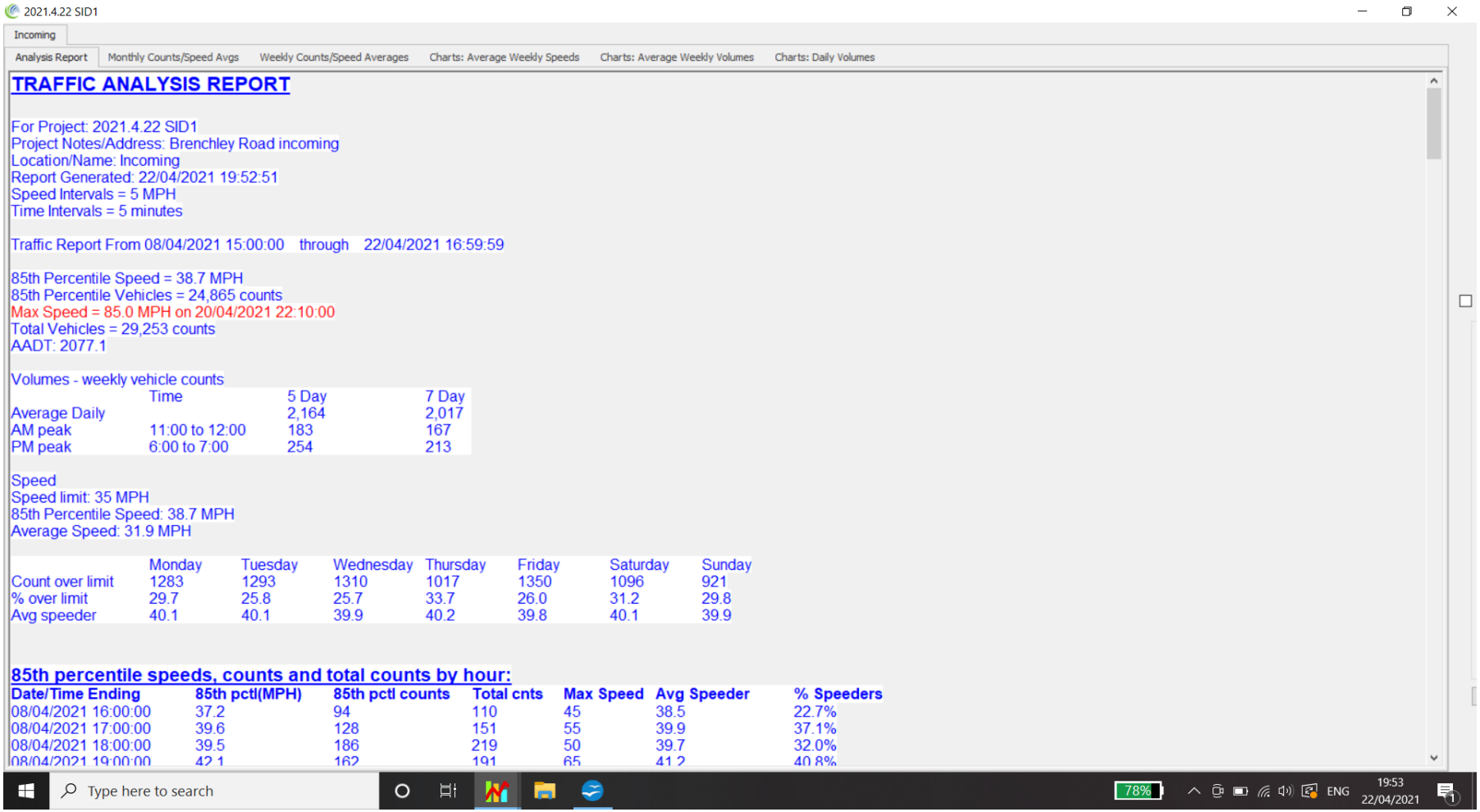
2021.4.22 SID1
Incoming
Analysis Report
Monthly Counts/Speed Avgs
Weekly Counts/Speed Averages
Charts: Average Weekly Speeds
Charts: Average Weekly Volumes
Charts: Daily Volumes
TRAFFIC ANALYSIS REPORT
For Project: 2021.4.22 SID1
Project Notes/Address: Brenchley Road incoming
Location/Name: Incoming
Report Generated: 22/04/2021 19:52:51
Speed Intervals = 5 MPH
Time Intervals = 5 minutes
Traffic Report From 08/04/2021 15:00:00 through 22/04/2021 16:59:59
85th Percentile Speed = 38.7 MPH
85th Percentile Vehicles = 24,865 counts
Max Speed = 85.0 MPH on 20/04/2021 22:10:00
Total Vehicles = 29,253 counts
AADT: 2077.1
Volumes - weekly vehicle counts
Time 5 Day 7 Day
Average Daily 2,164 2,017
AM peak 11:00 to 12:00 183 167
PM peak 6:00 to 7:00 254 213
Speed
Speed limit: 35 MPH
85th Percentile Speed: 38.7 MPH
Average Speed: 31.9 MPH
Monday Tuesday Wednesday Thursday Friday Saturday Sunday
Count over limit 1283 1293 1310 1017 1350 1096 921
% over limit 29.7 25.8 25.7 33.7 26.0 31.2 29.8
Avg speeder 40.1 40.1 39.9 40.2 39.8 40.1 39.9
85th percentile speeds, counts and total counts by hour:
Date/Time Ending 85th pctl(MPH) 85th pctl counts Total cnts Max Speed Avg Speeder % Speeders
08/04/2021 16:00:00 37.2 94 110 45 38.5 22.7%
08/04/2021 17:00:00 39.6 128 151 55 39.9 37.1%
08/04/2021 18:00:00 39.5 186 219 50 39.7 32.0%
08/04/2021 19:00:00 42.1 162 191 65 41.2 40.8%
Type here to search
78%
ENG
19:53
22/04/2021